

English for Education Systems

---

# Tips to improve your spoken English

21 October 2021

---

# Session overview: Aspects of speaking

## Understanding speaking

- Speaking strategies
- Pronunciation
- Contextual appropriacy
- Differences between written and spoken English

## Practising speaking

- Activities to raise awareness and improve confidence and fluency

# Part 1: Understanding speaking

# Speaking in different situations



1. What situations do these pictures show?
2. Would you use the same spoken language in each?
3. What kind of differences are there?



# Is written English the same as spoken English?

Improving your spoken English - Message (HTML)

FileMessageInsertOptionsFormat TextReviewDeveloperHelpTell me what you want to do


Arial


10


**B**


*I*


U
























 Send

To

[ankita123@allmail.com](mailto:ankita123@allmail.com)

Subject

Improving your spoken English

Dear Ms. Ankita

I hope this finds you in good health.

You expressed an interest in learning more about how you can improve your spoken English. I am pleased to inform you that our free online resource, **Get talking**, is now available.

Using examples from real-world lessons where teachers use English for different lesson stages such as giving instructions, starting a lesson and saying goodbye, the interactive videos are also supported with examples from trainers. The downloadable language guides help teachers with more examples for teaching in a classroom. Participants receive a certificate when they complete 20 videos.

You can find more information and register on the Get talking website [here](#).

I hope you enjoy the resource!

Best wishes

Deepali

# Is written English the same as spoken English?

## Spoken English

## Written English

3. Uses longer sentences

1. Uses more specific language

4. Uses discourse markers  
like *Anyway, Right, Well*

5. Uses more verbs

2. Frequently makes  
corrections and changes

# Is written English the same as spoken English?

## Spoken English

2. Frequently makes corrections and changes

4. Uses discourse markers like *Anyway, Right, Well*

5. Uses more verbs

- Shorter sentences
- Vaguer language
- More verbs (fewer complex noun phrases)
- Mid utterance corrections and backtracking
- Use of discourse markers – to express interest, surprise etc.

## Written English

1. Uses more specific language

3. Uses longer sentences

# Strategies for speaking

## Social / professional contexts

- Be familiar with the context
- Ask questions
- Rephrase
- Paraphrase
- Don't worry about mistakes


## In the classroom

- Script the instructions you will use
- Rehearse stories you will tell

# Pronunciation

## Key aspects for speaking

- **Intonation and rhythm**
  - Word stress
  - Sentence stress
  - Rising and falling tones
- **Connected speech**
  - Consonant-vowel linking
  - Vowel-vowel linking
  - Schwa and weak words



Watch this video for more information on schwa:  
<https://www.youtube.com/watch?v=KwDJnXt3ZVQ>

# Part 2:

# Building awareness

# Build your toolkit: Listen widely

What sources of English do you listen to?



Image from [Pixabay](#)



Image from [Pixabay](#)



# Build your toolkit: Notice aspects of pronunciation

In each episode we'll give a short talk on a theme  
(11 spoken words)

In each episode we'll give a short talk on a theme

In each episode we'll give a short talk on a theme

# Build your toolkit: Songs and stories for the classroom



<https://learnenglishkids.britishcouncil.org/songs/chocolate-cake>

<https://learnenglishkids.britishcouncil.org/poems/game-chores>

# Part 3:

# Practising English

---

# Build your toolkit: Practise on your own

- Listen to lots of authentic English
- Notice aspects of pronunciation
  - Count the number of words in short sentences
  - Notice words being 'pushed together'
  - Notice sounds which don't match spellings
- Repeat and practise saying sentences. Record yourself!
  - Listen to your recording and compare to the original
  - Notice the good things and the things to improve 😊

# Build your toolkit: Practise with a friend

## Play games on WhatsApp or other social media

- **Classroom instructions**

Pick an activity that you and your colleague often do in the classroom. Both prepare instructions. Record them and compare them.

- **Dialogue build up**

One person starts the game by sending a photograph. It could be a photo you have taken or one from the internet. Build a conversation around the photo.

- **Describe a lesson or recent experience**

One person describes an experience and the other one replies with questions asking for more information.



---

# Build your toolkit: Practise with a group of colleagues

Use Zoom or other videoconferencing software to meet with your colleagues and practise English. Here are some ideas. Mix them up to create an interesting agenda:

- Have a 'Show and Tell' meeting
- Play the 'Just a minute' game
- Debate and discuss
- Share a successful recipe
- Share successful lesson ideas
- Discuss how to deal with different teaching situations

# Summary: What you need

## Awareness and noticing

- **Listen widely.** Listen to different accents. Listen to different types of audio.
- **Notice aspects of pronunciation.** Notice how sounds change and which words are stressed.
- **Notice aspects of formal, neutral and informal language.** Which words do friends use? Notice which words politicians use.
- **Compare a written news article with a presenter talking about the topic.** What is the difference in sentence structure?

## Practise

- **Practise on your own** by listening, repeating and recording yourself. Compare yourself to the original. Focus on one thing to improve each time.
- **Practise with a friend** using WhatsApp recordings. Make up games, notice each other's areas for improvements.
- **Practise with a group of friends or colleagues** and create fun and interesting meeting agendas. Share lifehacks and recipes.

# Action plan: What will you do?

Think of all the activities and resources you heard about today

Decide on three or four actions that you will do each week

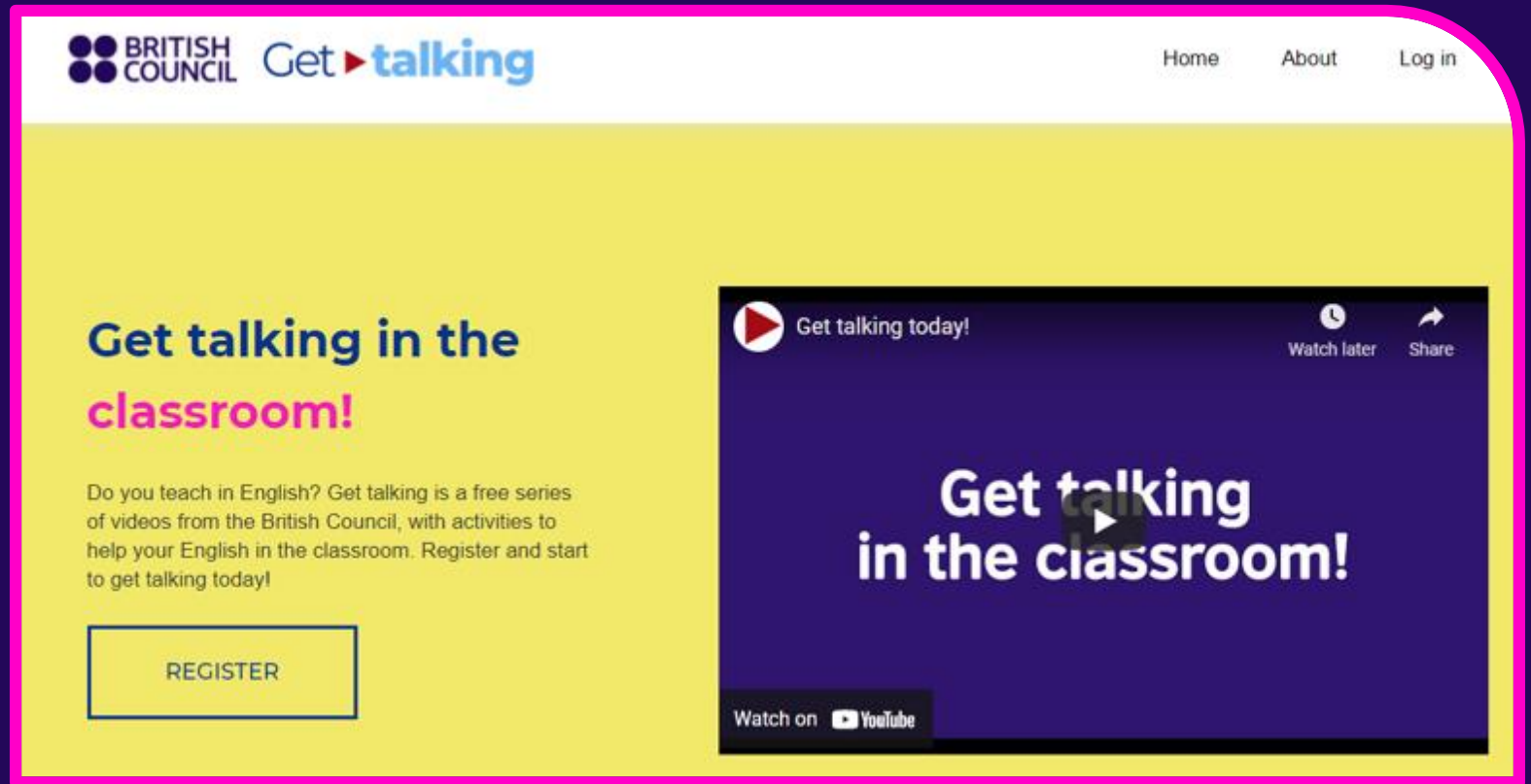
1. My colleague Lakshmi and I will practise classroom instructions on WhatsApp on Tuesdays and have a conversation based on photographs on Thursdays
2. I will listen to the BBC one minute news everyday when I first log in to my computer and make notes on each story
3. I will download the British Council podcast series and listen to one episode every Monday and Friday
4. I will set up a weekly Zoom call with school colleagues to have a one-hour meeting to practise using English
5. I will register on Get talking after this webinar

**Get talking:** <https://gettalking.britishcouncil.in/>

**Get talking** is a free website application for English teachers.

It helps you learn and practise simple phrases and instructions you can use in the classroom.

Complete 20 videos for a certificate!



# Your questions