


10. RECORDING AUDIO FOR CLASSROOM TEACHING




What is it?

Most smartphones have an inbuilt voice or sound recorder. As a teacher, it can help you capture audio using your phone's mic.

If you don't have an inbuilt app, you can download one from Google Play or App Store by searching for "voice recorder".



Why record?



- Listening to yourself teaching is a good way of reflecting and self-evaluating on your teacher talk time, classroom management and instructions.



- Improving your own language by focusing on errors and pace of speech.




- Highlighting student errors.



- Getting learners to listen to their own recorded speech can help develop awareness and prompt self-correction.



- Helping learners review the lesson.



- Recording important lessons and uploading these files to a shared online folder can create a self-access revision tool for older learners.



- Improving listening skills.




This guide uses Quick Response (QR) codes. To scan these codes, look for the app in Google Play or App Store and download it for free. To access resources, open the app and hold it above a QR code.

Recording audio for classroom teaching

Audio-recording tasks

Teacher talk

Record the first ten minutes of your lesson. Listen and make a note of how long you speak and how many opportunities your learners get to speak. Repeat every week and observe changes.



Peer correction

Set a group speaking activity and record a group of learners speaking. Play this back to the rest of the class and ask them to give feedback. Focus on one area at a time so that learners don't become afraid of being recorded.



Reviewing and revising key lessons

Look through your lesson plans and identify stages that learners should revise. Record these sections when you teach them and share them with your learners. Administer a test where 50 percent of the content is supported by revision audio. Analyse the results to find out which questions learners do better on.



Authentic listening

If visitors come to your classroom, record them speaking to your learners. You now have real-life audio for developing listening skills!



This guide is linked to the British Council CPD Framework for Teachers.

It develops the professional practice:

Integrating ICT:

- Using technology in the production of teaching and learning materials
- Setting up activities that support learning by exploiting appropriate digital content, tools and platforms

Stage: Understanding