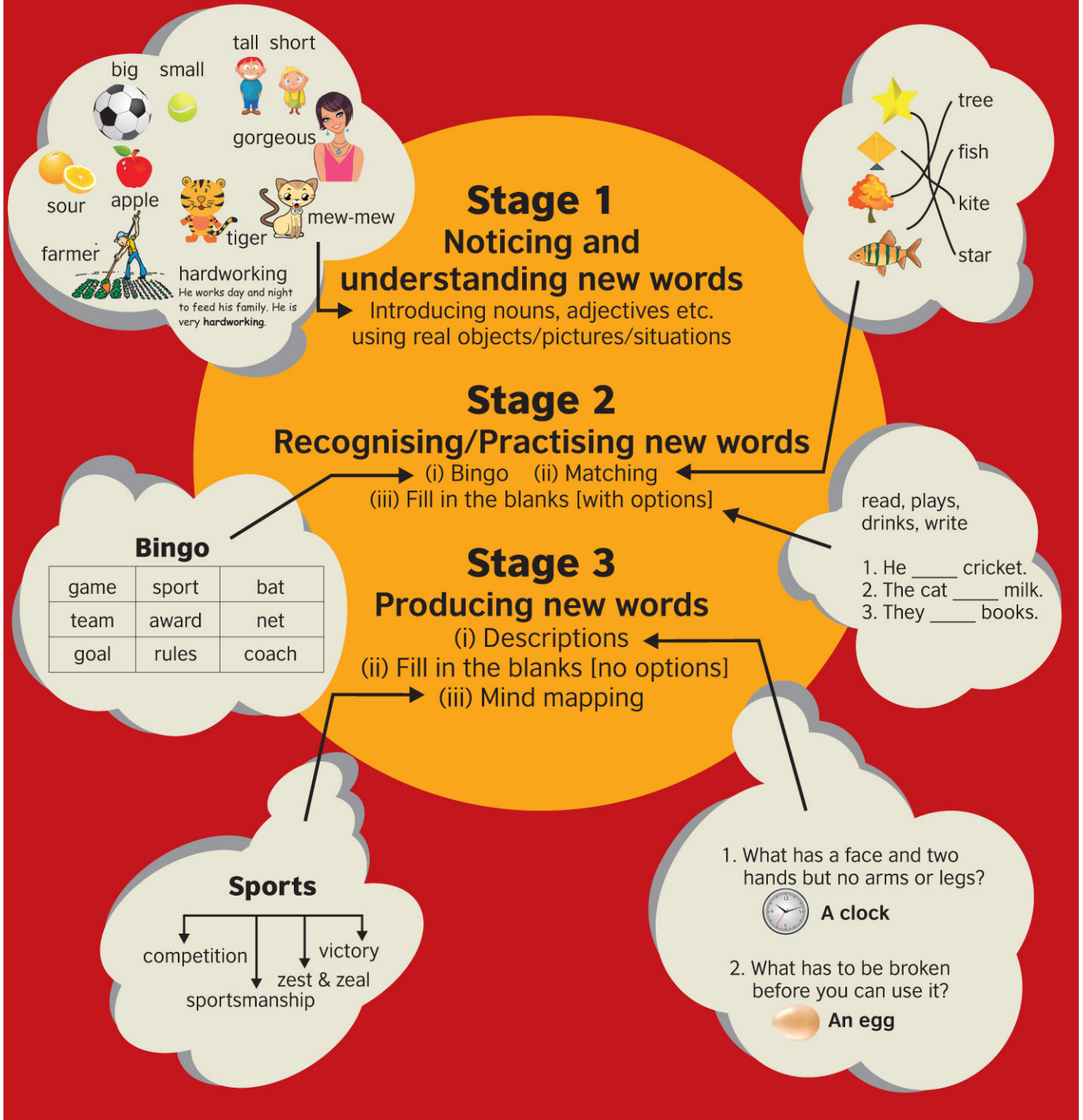


TOP TIPS FOR PRESENTING AND PRACTISING VOCABULARY



Rajneesh Goyal, Government High School, Makha, Mansa

This poster was designed as part of a competition under the Punjab English Language Teaching Initiative Secondary (PELTI – S) project. The competition was organised as one of the continuing professional development activities for Master Trainers involved in the project.

TOP TIPS FOR PRESENTING AND PRACTISING VOCABULARY



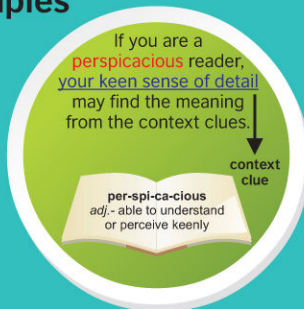
Examples



Antonyms




Technology



Context clues




Gestures/mime



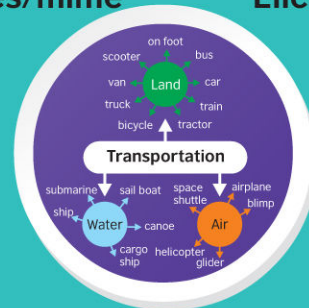
Elicitation



Realia



Analogy



Mind map



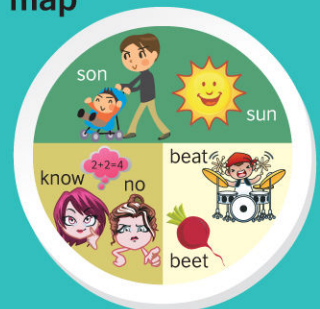
Synonyms



Dictionary



Pictures



Homophones

Rosy Mehta, Government High School, Bhure Khurd, Ferozepur

This poster was designed as part of a competition under the Punjab English Language Teaching Initiative Secondary (PELTI – S) project. The competition was organised as one of the continuing professional development activities for Master Trainers involved in the project.



DEVELOPING SPEAKING SKILLS





May I borrow a pencil?

Asking for permission
May I please...
+ action word

Take care.

Saying goodbye
• Bye for now
• Take care
• See you soon

Asking for clarification
• What do you mean by...?
• Does it mean...?
• Could you explain...?

Greeting
• Hello, how are you?
• Good morning
• Hi, how are you doing?

**Classroom
displays**
of useful phrases

Role play
for students
to practise
conversations





Describe the picture...

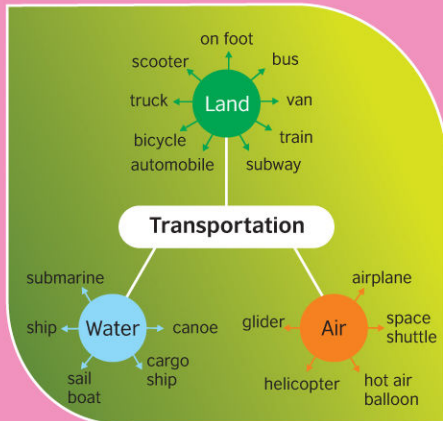
Useful vocabulary:
thunderstorm
downpour clouds
muddy puddles
drenched umbrella

**Picture
description**
activities to
practise
vocabulary

Sumeet Kaur, Government Middle School, Kabirpur, Hoshiarpur

This poster was designed as part of a competition under the Punjab English Language Teaching Initiative Secondary (PELTI – S) project. The competition was organised as one of the continuing professional development activities for Master Trainers involved in the project.

TECHNIQUES FOR TEACHING VOCABULARY



Using mime

Techniques for teaching vocabulary

Using opposite meaning words

Guessing meaning from context

Practising pronunciation

Using pictures

Using mind maps

Ram is very loyal. He always stands by his friends and family in all situations.
Ram is very loyal.
word : loyal


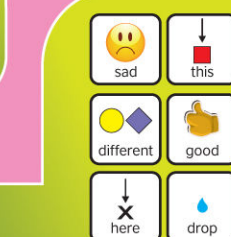
Mohan is very kind to all. He is always ready to help others.
Mohan is very kind to all.
word : kind

Long vowel sounds:

| | | | | |
|------|-------|-------|-------|------|
| ee | oo | ah | aww | er |
| beet | boot | bath | born | curd |
| feel | fool | dart | corn | dirt |
| heat | cool | calm | glory | burn |
| key | stool | grass | horse | worm |

Short vowel sounds:

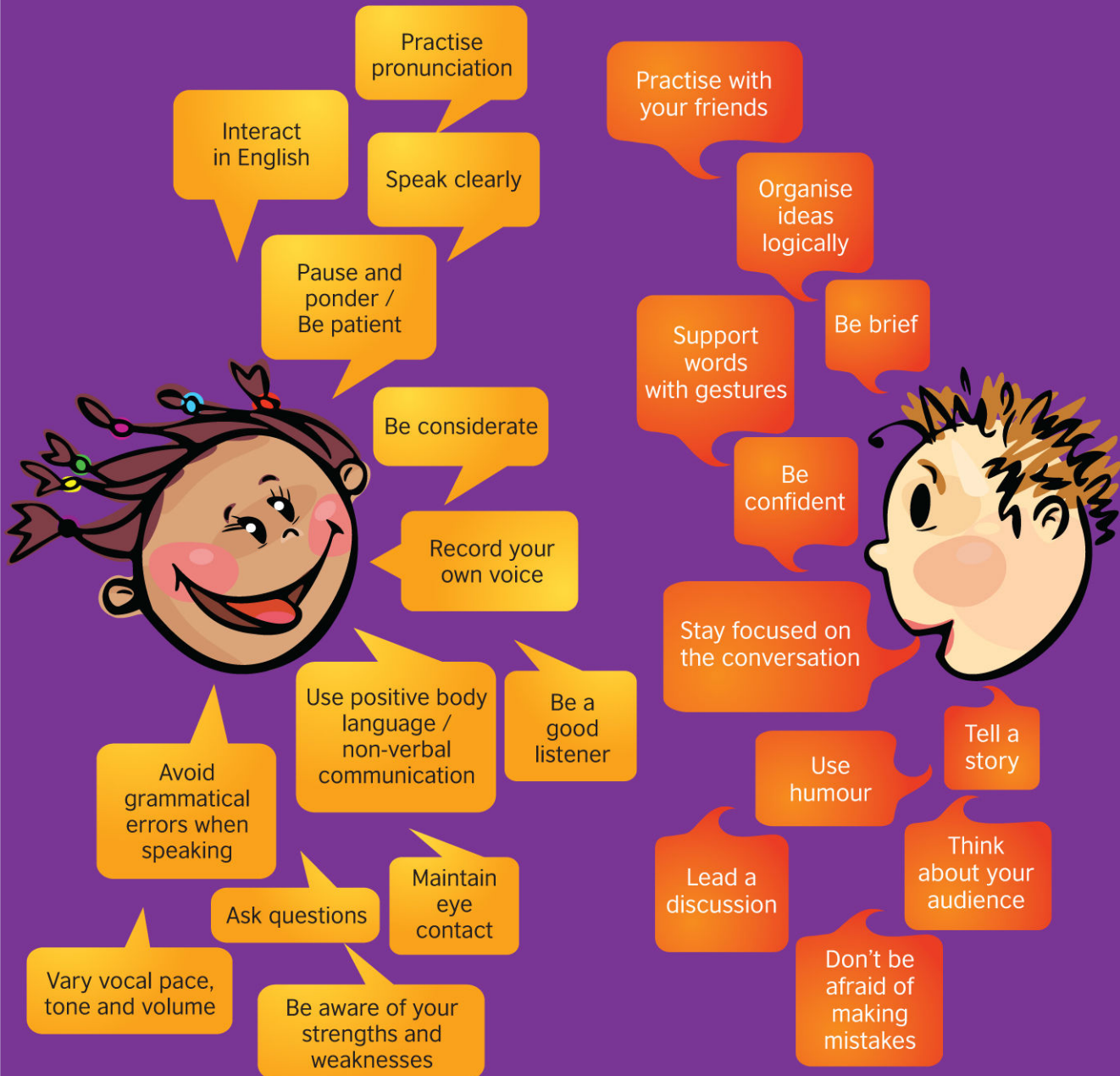
| | | | | |
|-----|-----|------|-----|--------|
| eh | i | oo | uh | o |
| bet | bit | book | but | got |
| get | did | cook | cut | mock |
| let | lit | good | fun | bought |



Dharam Jit Singh, Shaheed Sukhwinder Singh Government Senior Secondary School, Mallanwala Khas, Ferozepur

This poster was designed as part of a competition under the Punjab English Language Teaching Initiative Secondary (PELTI – S) project. The competition was organised as one of the continuing professional development activities for Master Trainers involved in the project.

TIPS FOR DEVELOPING SPEAKING SKILLS



**“The quality of your life is the
quality of your communication”**

- Anthony Robbins

Vidhya Sagar, Government Middle School, Dhangusurah, Pathankot

This poster was designed as part of a competition under the Punjab English Language Teaching Initiative Secondary (PELTI – S) project. The competition was organised as one of the continuing professional development activities for Master Trainers involved in the project.

DEVELOPING READING SKILLS

Ways of reading

Tips for teaching



Independent
reading



Read alone



Choral
reading



Read together



Echo



Read → Repeat



Reading with
a partner



Take turns



Silent
reading



Read in your head



7 Create a record of
your learners' progress.

6 Conduct interactive,
interesting learner centred
reading activities in class.

5 Utilise various reading
materials.

4 Optimise the reading environment.

3 Let the learners have fun with words.

2 Ask the learners to begin their reading by
looking at the pictures.

1 Make the learners aware of the importance of
well developed reading skills.

Sushma Sharma, Government Middle School, Mehtabgarh, Kapurthala

This poster was designed as part of a competition under the Punjab English Language Teaching Initiative Secondary (PELTI – S) project. The competition was organised as one of the continuing professional development activities for Master Trainers involved in the project.