

Connecting Cultures

Parent/Guardian Guide to Connecting Cultures on the Learning Hub

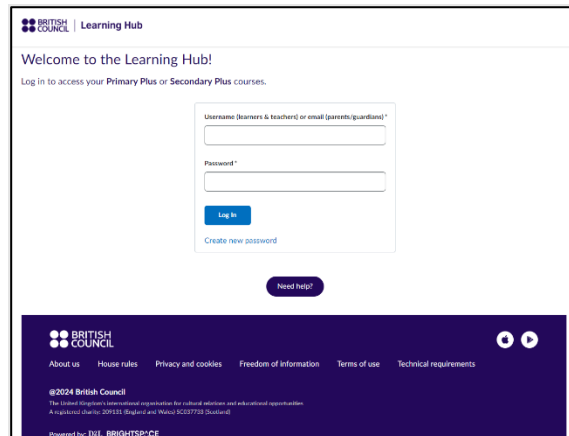
This guide is designed to help you to support your child to use the Learning Hub to communicate with and learn from their peers around the globe as part of our Connecting Cultures programme.

1. Logging in

Use the following link to log in:

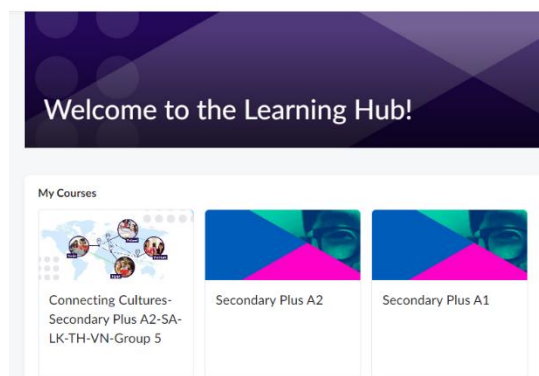
<https://learninghub.britishcouncil.org/d2i/login>

*To access the Connecting Cultures course, your child will need to log in using the username that was sent in the welcome email from Customer Services. If you are having trouble, use the 'create new password' button. Instructions will be sent to your email address (not your child's).

The screenshot shows the login page for the British Council Learning Hub. At the top, it says "BRITISH COUNCIL | Learning Hub". Below that, a welcome message reads "Welcome to the Learning Hub! Log in to access your Primary Plus or Secondary Plus courses." The main section contains a login form with two input fields: "Username (learners & teachers) or email (parents/guardians) *" and "Password *". Below the password field is a blue "Log in" button and a link for "Create new password". A "Need help?" button is located below the login form. The footer is dark blue and contains the British Council logo, navigation links (About us, House rules, Privacy and cookies, Freedom of information, Terms of use, Technical requirements), copyright information ("©2024 British Council"), and a statement about the organization's commitment to cultural education. It also mentions "Powered by DIL BRIGHTSPACE".


2. Find your Connecting Cultures course

The Connecting Cultures course will be displayed on the homepage with their other courses. Please select it to enter and communicate with your friends.



3. How to join a Discussion

- a. Use the icon below to visit the Discussion boards (you will find it at the top of the page)



- b. You will see a forum, click on the title to enter (see below).

Discussions Settings Help

[Discussions List](#) [Subscriptions](#)

Filter by: **Unread** ▼ Collapse All Forums

Forum 1 ▼

Forum 1
Moderated

This is the forum assigned to Connecting Cultures Class 1.

Topic	Threads	Posts	Last Post
The Tourist ▼			


Group member feedback

In this task, you and your group will work to help a tourist that is visiting a city. You must work together to share ideas and create a travel guide that you can enter a challenge to win a prize. There are some resources that can help you with ideas and language you may need for the topic, but you can also ask your teacher or your parents for help if you need it.

- **Objective:** To practise language skills related to travel and cultural awareness.
- **Links to core skills:**
 - creativity and innovation
 - critical thinking/problem solving/decision-making
 - communication
 - collaboration
 - information or ICT literacy (Digital literacy)
 - citizenship

Helpful Primary resources
[Holidays](#) | [LearnEnglish Teens](#) (britishcouncil.org)
[Models - 'must' and 'mustn't'](#) | [LearnEnglish Kids](#) (britishcouncil.org)
[Imperatives](#) | [LearnEnglish Kids](#) (britishcouncil.org)
[Keep safe, stay alive](#) | [LearnEnglish Kids](#) (britishcouncil.org)

Helpful Secondary resources
[Holidays](#) | [LearnEnglish Teens](#) (britishcouncil.org)
[A short story](#) | [LearnEnglish Teens](#) (britishcouncil.org)
[Travelling abroad](#) | [LearnEnglish Teens](#) (britishcouncil.org)
[Have to, must and should for obligation and advice](#) | [LearnEnglish Teens](#) (britishcouncil.org)
[Not Afraid to Ask for Directions](#) | [Brain Games](#) (youtube.com)

5 14 (7)  HK Learner2 19 August at 10:33 AM


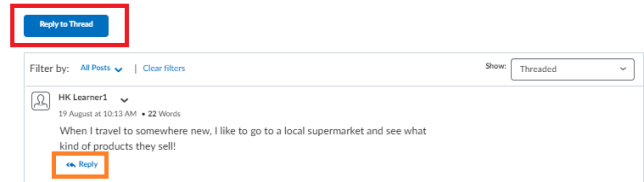
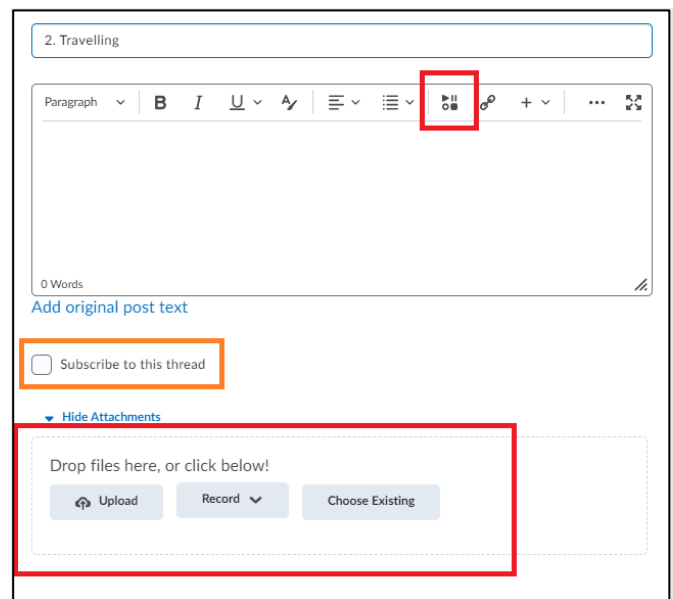


Photo by Norbert Braun on Unsplash

- c. Every few days, a new task will appear. Your child will be asked to interact with their forum mates around the world. They can choose 'reply to thread' to provide their own response, but also reply directly to their teammates.



- d. Your child can write responses in text, but also attach **images, videos and voice recordings**. If they would like to be notified of new responses on their homepage, they can click 'subscribe to this thread'.



4. Staying safe

We want the Learning Hub to be a fun, safe place, so please take some time to read our house rules with your child before they start posting by following this [link](#).

When writing responses in the discussion forums, it is important to remember these key rules:

- Only share first name or nickname.
- Do not share personal information like exact birthday, school location, address, specific class details such as classroom or time of class (not the overall level though), contact information, social media information.
- Take photos/ videos in front of neutral background (so location in the background is not identifiable)

We hope you have found this guide useful and that your child has enjoyable and productive Discussions on the Connecting Cultures forums.